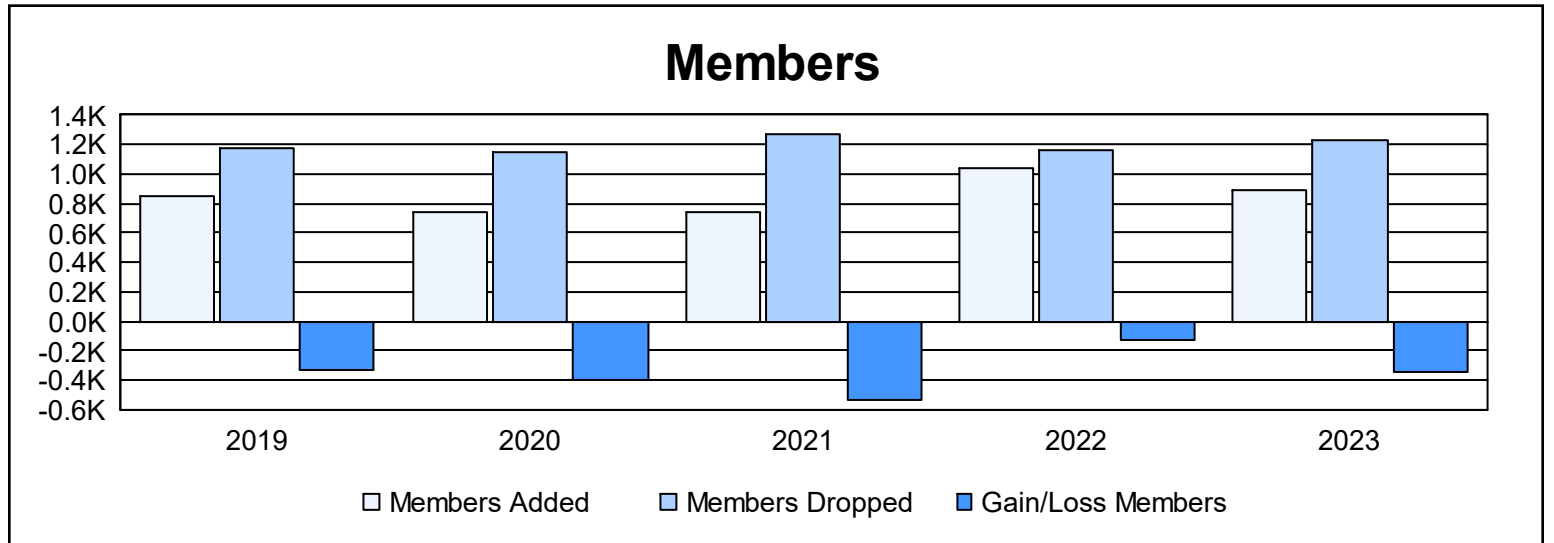
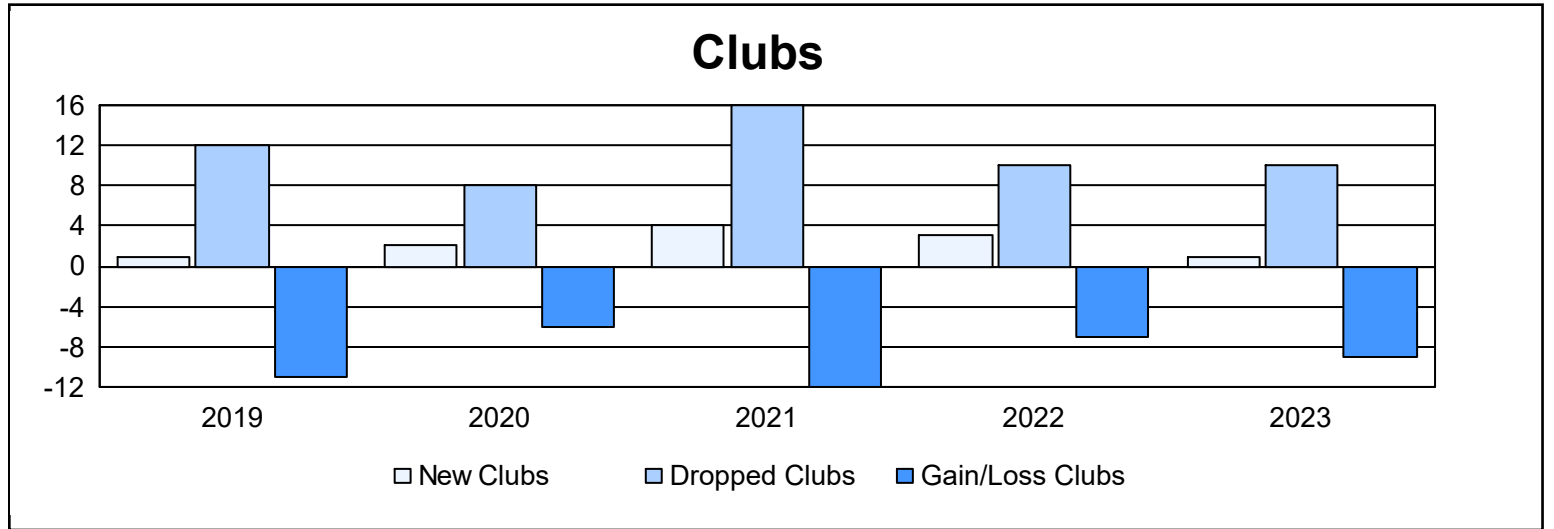
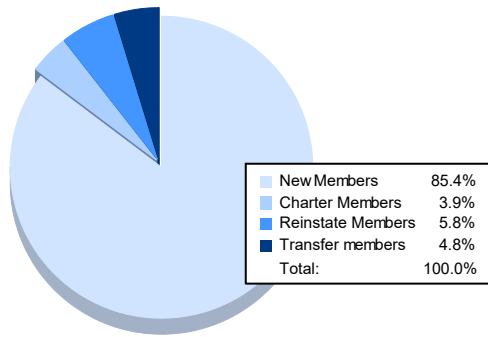


| Year | New Clubs | Dropped Clubs | Gain/ Loss Clubs | New Members | Charter Members | Reinstate Members | Transfer Members | Total Member Added | Total Members Dropped | Gain/ Loss Members |
|----------------|-----------|---------------|------------------|-------------|-----------------|-------------------|------------------|--------------------|-----------------------|--------------------|
| 2018-2019 | 1 | 12 | -11 | 731 | 38 | 48 | 34 | 851 | 1,181 | -330 |
| 2019-2020 | 2 | 8 | -6 | 583 | 58 | 56 | 48 | 745 | 1,149 | -404 |
| 2020-2021 | 4 | 16 | -12 | 537 | 103 | 34 | 69 | 743 | 1,271 | -528 |
| 2021-2022 | 3 | 10 | -7 | 857 | 89 | 46 | 48 | 1,040 | 1,163 | -123 |
| 2022-2023 | 1 | 10 | -9 | 759 | 35 | 52 | 43 | 889 | 1,227 | -338 |
| Average | 2 | 11 | -9 | 693 | 65 | 47 | 48 | 854 | 1,198 | -345 |



Membership Composition June 2023 Cumulative



Gender Composition June 2023 Cumulative

